

# 30 ton capacity ZCT300V532/432



**ZOOMLION**

**Zoomlion Heavy Industry Science & Technology Co.,Ltd.**

Add: No.677, Lugu Road, Zoomlion Industrial Park, Changsha, Hunan, China, 410205

Copyright©2021 Zoomlion. All rights reserved. Reproduction and copying of any part of contents is not allowed for any purposes without Zoomlion's approval.



Product specifications are subject to change without notice and obligation. The photographs and/or drawing in this document are for illustrative purposes only. Please consult your local ZOOMLION dealer for more information.  
website:en.zoomlion.com 2021.08.25

**ZOOMLION**

**4.0**  
PRODUCTS

VISION CREATES FUTURE

---

## CONTENTS

---

ZCT300V DIMENSIONS	01
ZCT300V TECHNICAL FEATURE	02
ZCT300V TECHNICAL DESCRIPTION	03
ZCT300V LIFTING PERFORMANCE	04/05
ZCT300V TECHNICAL PARAMETERS	06/07

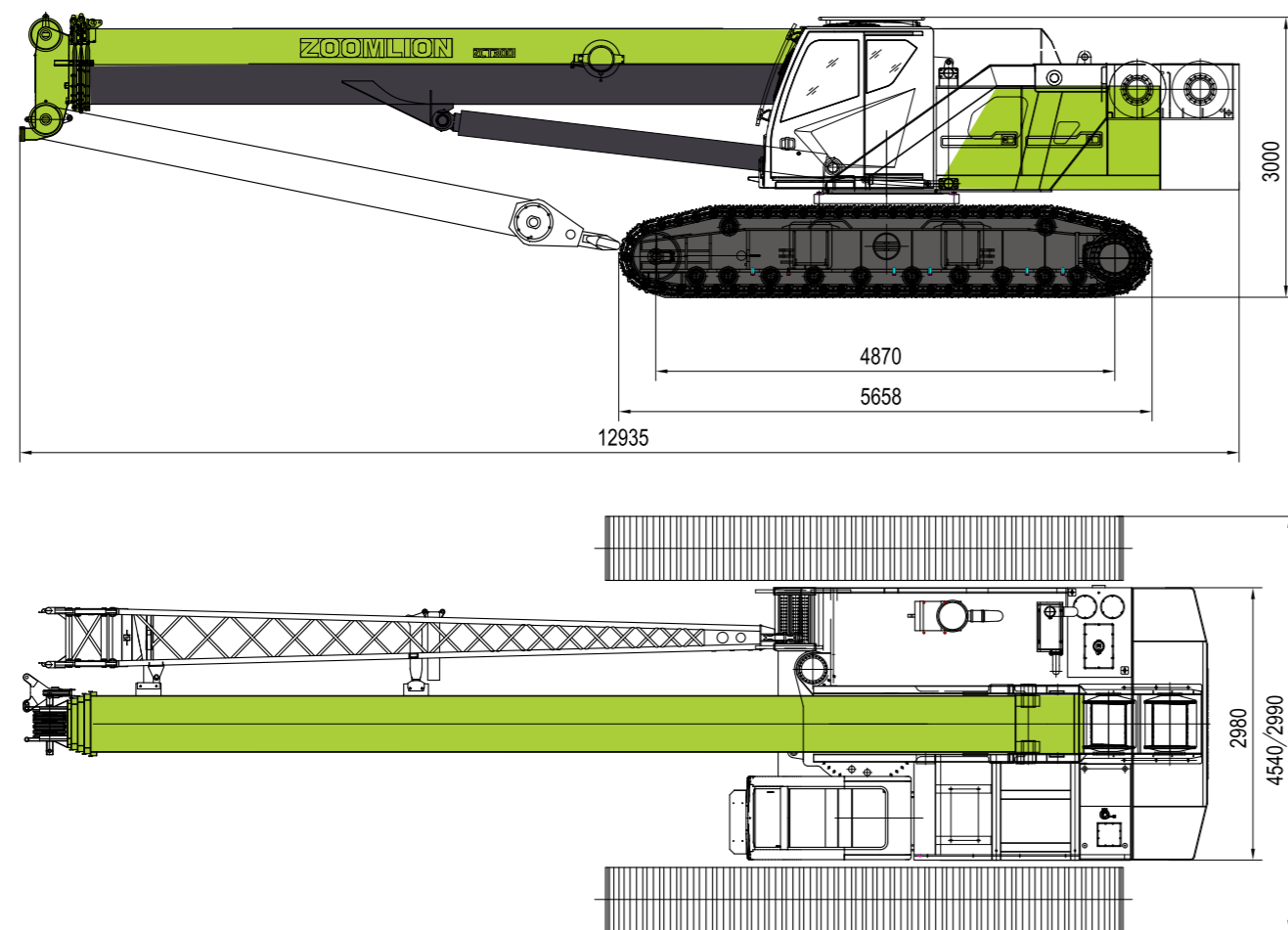
---





## DIMENSIONS

Basic machine with undercarriage



## TECHNICAL FEATURE

### 1.Stronger lifting capacity:

· Five 42m and four 35m U shape boom; The comprehensive lifting performance is higher than that of domestic competitive products. Industry innovation: plate boom head and compact boom tail, with the best lap ratio in the industry, stronger boom bearing capacity and stronger anti overturning ability of the whole machine.

### 2.High operation efficiency:

· The hydraulic control handle can combines action between the main and auxiliary boom so that to achieve lifting, derricking, slewing and telescopic, and greatly improve the working efficiency of the crane. It has the characteristics of simple and flexible operation, stable and reliable operation, stepless speed regulation and so on. The single rope speed of the main winch can reach to 135m / min (at 4th layer).

### 3.Stronger single rope tension:

· Standard configuration of main and auxiliary winch  $\phi 17$  steel wire rope, single rope tension up to 4T.

### 4.Transportation and disassembly optimization:

· The transfer is convenient, and the whole machine can be transported without disassembly;

· The crawler is retractable, and the maximum transportation width of the whole machine is 3m.



## TECHNICAL DESCRIPTION



### Engine

Engine type----Weichai WP6G190E301  
 Rated power----140kW/2000r/min  
 Maximum output torque----860N.m/1500r/min  
 Fuel tank-----400L



### Hydraulic system

The series hydraulic system with hydraulic pilot proportional control is adopted, and the planetary reducer is driven by high-speed hydraulic motor to realize the action of the actuator. The system has the characteristics of high efficiency, energy saving, stable compound action, no impact, safety and reliability.  
 Hydraulic oil tank capacity-----600L



### Hoisting winch

There are main and auxiliary winch mechanisms. The hydraulic motor drives the grooved drum through the planetary gear reducer to realize the lifting and landing of the hook. A brake is installed between the motor and the reducer. The main winch and auxiliary winch can be controlled independently or combined. The reducer models of the main and auxiliary winch mechanisms are the same, and the variable motor is used for the main and auxiliary winch. Built in planetary reducer, compact structure, light weight, high reliability. The anti-torsion high-strength hoisting wire rope is adopted, and the specifications of the wire rope show as follows:  
 Diameter:  $\phi$  17.0mm  
 Strength grade: 1870N/ mm<sup>2</sup>  
 Length: 180m for main hoisting rope and 110m for auxiliary hoisting rope. ( ZCT300V532 )  
 Length: 160m for main hoisting rope and 95m for auxiliary hoisting rope. ( ZCT300V432 )

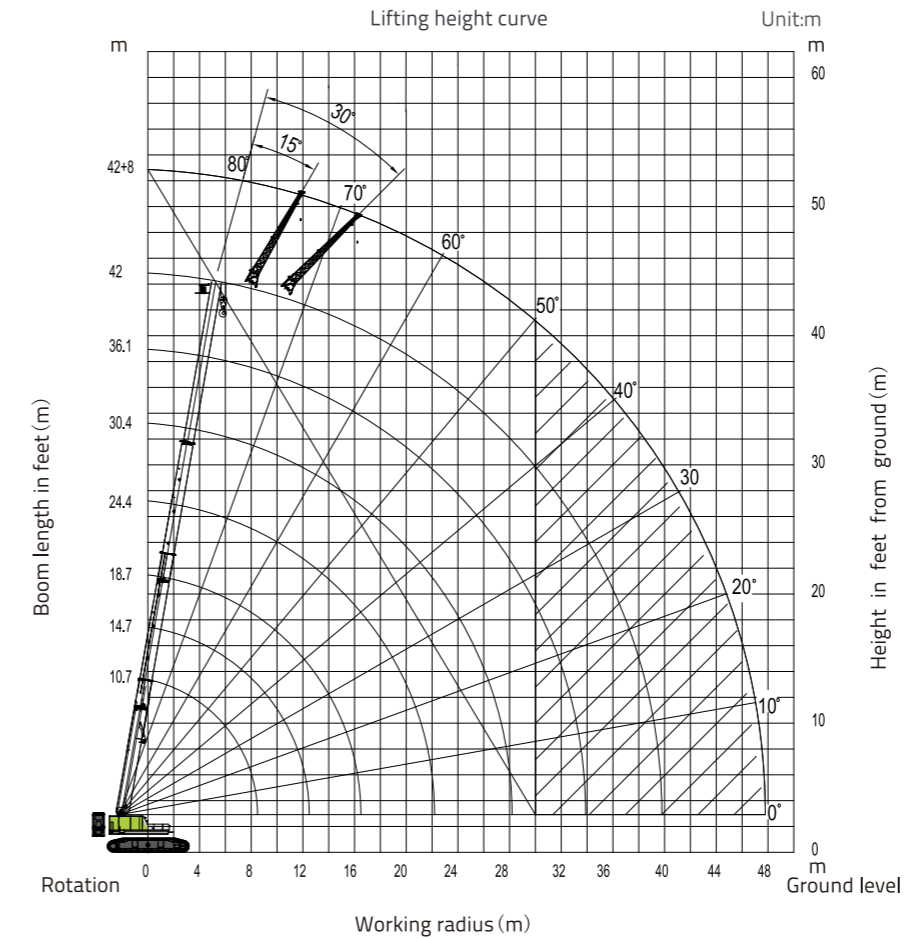


### Swing

The slewing mechanism adopts the form of single rotation. The hydraulic motor drives the gear of the slewing bearing to rotate through the planetary gear reducer, so as to drive the upper part to rotate 360 ° continuously. It has controllable free sliding function, which can realize automatic sliding in place during hoisting. It is equipped with rotary buffer valve and normally closed brake to ensure stable and reliable rotary operation. The slewing ring is a four point ball type with strong bearing capacity and long service life.

## LIFTING PERFORMANCE

Lifting Performance Of ZCT300V532



Main Boom Lifting Performance Table ZCT300V532

Unit kg

Working Radius (m)	Main boom(m)						
	Cylinder I extends to 100%, 360 ° operation, 12t counterweight						
	10.7	14.7	18.7	24.4	30.4	36.1	42
3	30000	25000					
3.5	27000	25000					
4	26000	24000	20500				
4.5	25000	23000	20000	18600			
5	24500	22000	19500	18600			
5.5	22000	20000	19000	18600	13500		
6	19000	18500	18000	17400	13500		
7	14000	13800	15000	14800	13500	9600	
8		11500	12000	12000	12000	9600	
9		9200	9500	9800	10600	9100	6800
10		7800	7800	8500	9000	8600	6650
11		6600	6500	7200	7800	8000	6500
12			5500	6100	6600	7000	6300
14			3800	4500	5000	5300	5500
16				3400	4000	4100	4300
18				2600	3000	3200	3400
20					2300	2600	2700
22					1800	1800	2200
24					1400	1500	1800
26						1100	1400
28						900	1100
30						650	750
I	0	4	8	8	8	8	8
II	0	0	0	5.7	11.7	17.4	23.3
Reeving	8	8	6	5	4	3	3
Hook	30t						

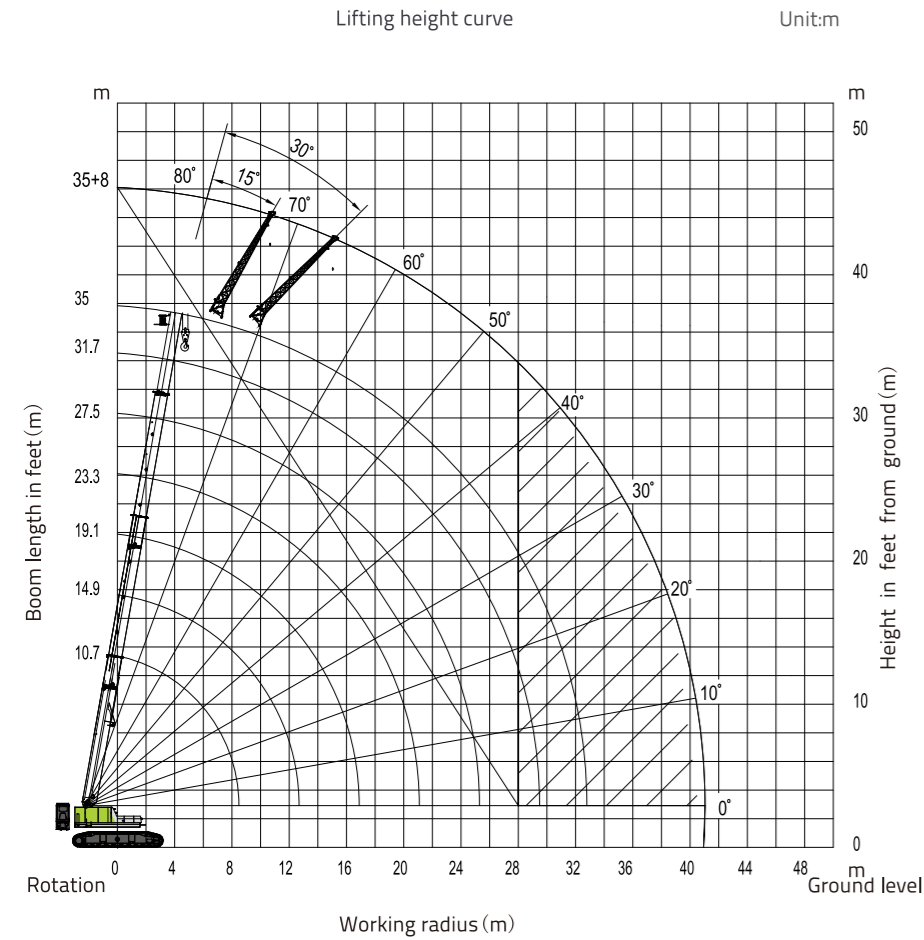


# LIFTING PERFORMANCE

Lifting Performance Of ZCT300V432

Main Boom Lifting Performance Table ZCT300V432

Unit kg



Working Radius (m)	Main boom(m)						
	360 ° operation, 9t counterweight						
	10.7	14.9	19.1	23.3	27.5	31.7	35
3	30000	23000					
3.5	28000	23000	22000				
4	26000	23000	22000				
4.5	25000	22000	22000	21000			
5	23000	21500	21000	20000			
5.5	19000	19800	19200	19000	14200		
6	16800	17000	17500	17500	13500	11000	
7	12600	12800	13000	14200	12000	10500	9000
8		10500	10600	11000	10800	9600	8800
9		9000	9400	9400	9600	8800	8000
10		7500	7800	8000	8200	8000	7500
11		6400	6800	6800	7000	6800	6900
12			5800	5800	6000	6000	6400
14			4200	4500	4700	4800	5000
16				3500	3600	3800	3800
18				2800	2800	3000	3200
20					2300	2500	2500
22					1800	2000	2100
24						1600	1600
26						1200	1300
28							1150
30							
Cylinder	0	4.2	8.4	12.6	16.8	21	24.3
Reeving	8	8	6	5	4	3	3
Hook				30t			

# TECHNICAL PARAMETERS

ZCT300V532

Item	Unit	Value	Remarks
Maximum lifting capacity	t	30	
Maximum lifting moment of basic boom	KN.m	1200	
Main boom length	m	10.7-42	
Jib length	m	8	
Length of Main boom + Jib	m	42+8	
Main Boom angle	°	-1.5-80	
Jib mounting angle	°	0,15,30	
Maximum speed of single rope (main winch)	m/min	135	No load, at the fourth layer
Maximum speed of single rope (auxiliary winch)	m/min	135	No load, at the fourth layer
Boom derricking time	s	35	
Boom extension time	s	80	
Slewing speed	rpm	0-2.7	
Walking speed	km/h	0-3	
Gradeability		45	
Weight	t	41.2	
Counterweight	t	12	
Dimension (L X W X H)	mm	12935 x 4540 (2990) x 3000	
Engine	Model	WEICAI WP6G190E301	
	Rated power / speed	kW/rpm	140/2000
	Maximum output torque / speed	Nm/rpm	860/1500
	Emission	/	Chinese Standard 3

Note:  
The single rope speed, slewing speed and traveling speed of the winch vary with the load;

# TECHNICAL PARAMETERS

ZCT300V432

Item	Unit	Value	Remarks
Maximum lifting capacity	t	30	
Maximum lifting moment of basic boom	KN.m	1127	
Main boom length	m	10.7-35	
Jib length	m	8	
Length of Main boom + jib	m	35+8	
Main Boom angle	°	-1.5-80	
Jib mounting angle	°	0,15,30	
Maximum speed of single rope (main winch)	m/min	135	No load, at the fourth layer
Maximum speed of single rope (auxiliary winch)	m/min	135	No load, at the fourth layer
Boom derricking time	s	35	
Boom extension time	s	50	
Slewing speed	rpm	0-2.7	
Walking speed	km/h	0-3	
Gradeability	%	45	
Weight	t	36.1	
Counterweight	t	9	
Dimension (L X W X H)	mm	12935×4540(2990)×3000	
Engine	Model		WEICAI WP6G190E301
	Rated power / speed	kW/rpm	140/2000
	Maximum output torque / speed	Nm/rpm	860/1500
	Emission	/	Chinese Standard 3

Note:  
The single rope speed, slewing speed and traveling speed of the winch vary with the load;